

ΒΑΣΕΙΣ ΗΛΙΑΚΩΝ ΣΥΛΛΕΚΤΩΝ / SUPPORT BASE FOR SOLAR COLLECTORS ONLY


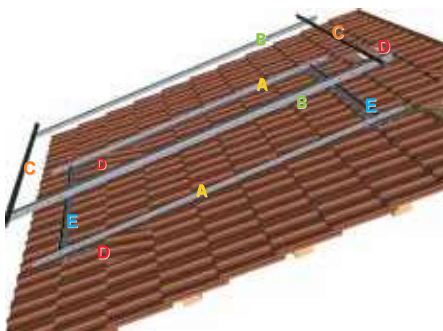


Βάση για 1 συλλεκτή

Support base for 1 collector



ΙΔΙΑ ΒΑΣΗ
ΓΙΑ ΤΑΡΑΤΣΑ ΚΑΙ
ΚΕΡΑΜΙΔΙΑ ΧΩΡΙΣ ΕΞΤΡΑ
ΧΡΕΩΣΗ



A = 2150 mm

B = 2150 mm

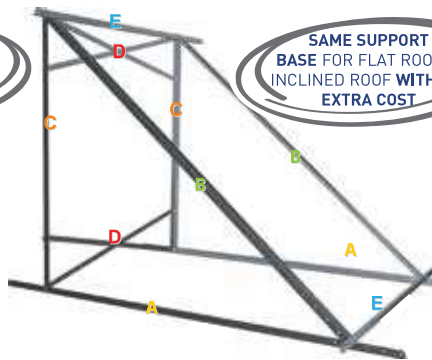
C = 1430 mm

D = 915 mm


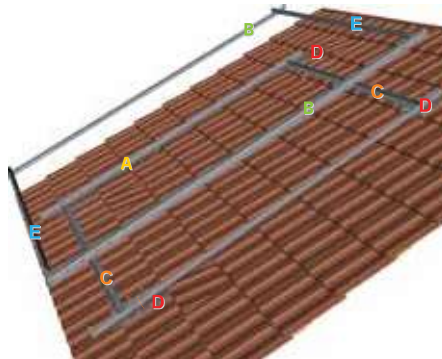
E = 875 mm

Βάση για 2 συλλεκτές

Support base for 2 collectors



SAME SUPPORT
BASE FOR FLAT ROOF &
INCLINED ROOF WITHOUT
EXTRA COST



A = 2150 mm

B = 2150 mm


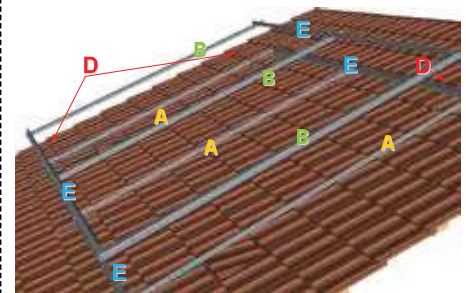
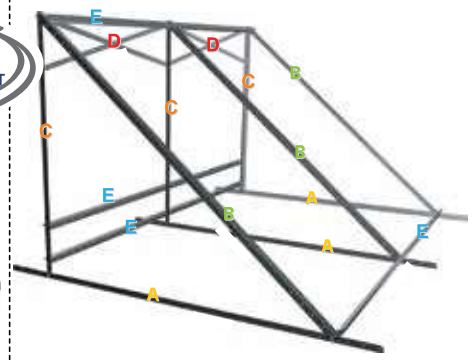
C = 1150 mm

D = 1180 mm

E = 1430 mm

Βάση για 3 συλλεκτές

Support base for 3 collectors



A = 2150 mm

B = 2150 mm

C = 1430 mm

D = 1220 mm

E = 2365 mm