

Forced circulation kit

Function

When the difference in temperature between the sensor located in the solar collectors and the sensor located in the storage tank is greater than the 'Differential Temperature', adjusted on the differential thermostat, the circulator of the closed circuit starts up. This is located in the hydraulic kit. The circulator functions only for the period of time that the above situation exists and only then the water in the boiler is being heated from the solar system (BL1 or BL2).

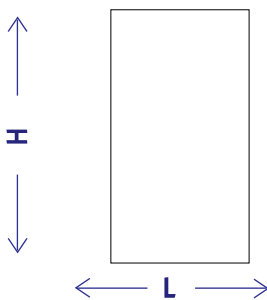
Especially for the system BL2 (with a helping / secondary source of energy - central heating boiler) in the case where the above mentioned circumstances do not exist, the storage tank can heat up from secondary source of energy (for example: central heating boiler). This occurs through the second tube heat exchanger of the boiler. In this case we must use an additional electric connection / start up order of the burner and the circulator of the central heating boiler.

For both systems - models (BL1 and BL2) an electric resistance as a secondary source of energy can be used. (upon a special order).

The circulator for recirculation (optional) is used for the re-circulation of the hot water between the storage tank (boiler) and the usually far off distributors of the hot water.

Dimensions of installed collectors

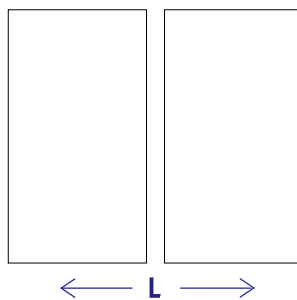
1 Collector



ST - 2000	
H:	2050 mm
L:	1010 mm

ST - 2500	
H:	2050 mm
L:	1275 mm

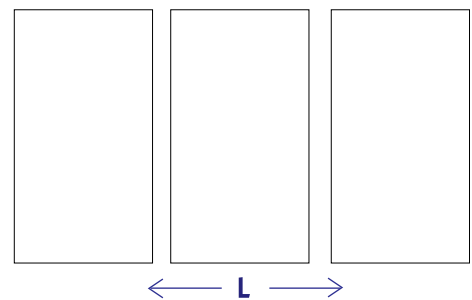
2 Collectors



ST - 2000	
H:	2050 mm
L:	2060 mm

ST - 2500	
H:	2050 mm
L:	2590 mm

3 Collectors



ST - 2000	
H:	2050 mm
L:	3110 mm

ST - 2500	
H:	2050 mm
L:	3905 mm